

PEEL HERE

CAUTION

KEEP OUT OF REACH OF CHILDREN
READ SAFETY DIRECTIONS BEFORE OPENING OR USING



ACTIVE CONSTITUENT: 250 g/L HEXAZINONE

GROUP C HERBICIDE

For the control of certain broadleaf weeds, perennial and annual grasses, woody weeds in *Pinus radiata* plantations, pasture situations and commercial and industrial areas and rights of way

IMPORTANT: READ THIS LEAFLET BEFORE USING THIS PRODUCT

STORAGE AND DISPOSAL

Store in the closed, original container in a cool, well ventilated area. DO NOT store for prolonged periods in direct sunlight. DO NOT use or store at temperatures of 0°C, or below, as the product will freeze. Flammable, keep away from heat, sparks and naked flame. Keep from contact with fertilisers, insecticides, fungicides and seeds. DO NOT reuse container. Triple or preferably pressure rinse containers before disposal. Add rinsings to spray tank. DO NOT dispose of undiluted chemicals on site. If recycling, replace cap and return clean containers to recycler or designated collection point. If not recycling, break, crush, or puncture and deliver empty packaging for appropriate disposal to an approved waste management facility. If an approved waste management facility is not available, bury the empty packaging 500 mm below the surface in a disposal pit specifically marked and set up for this purpose clear of waterways, desirable vegetation and tree roots, in compliance with relevant Local, State or Territory government regulations. DO NOT burn empty containers or product.

For refillable containers, empty contents fully into application equipment. Close all valves and return to point of supply for refill or storage.

SAFETY DIRECTIONS

Will irritate the eyes and skin. Avoid contact with the eyes and skin. DO NOT inhale spray mist. When opening the container, preparing the spray and using the prepared spray, wear elbow length PVC gloves and face shield or goggles. If product on skin, immediately wash the area with soap and water. After use and before eating, drinking or smoking, wash hands, arms and face thoroughly with soap and water. After each day's use wash contaminated clothing, gloves and face shield or goggles.

FIRST AID

If poisoning occurs contact a Doctor or Poisons Information Centre (Telephone Australia 13 11 26). If in eyes, hold eyes open, flood with water for at least 15 minutes and see a Doctor.

SAFETY DATA SHEET

For further information, refer to the Safety Data Sheet which is available from the supplier.

LIMIT OF WARRANTY AND LIABILITY

Axichem Pty Ltd warrants that this material conforms to the chemical description on the label. As the use of product sold is beyond the control of Axichem Pty Ltd, no responsibility whatsoever for any consequences is accepted in respect of this product, save those non-excludable conditions implied by any State and Federal legislation or law of a Territory. Not for repackaging or reformulations. No licence under any non-Australian patent is granted or implied by purchase of this container.

APVMA Approval No: 64858/60943

Batch Number:

Date of Manufacture:

IN A TRANSPORT EMERGENCY
DIAL 000
POLICE OR FIRE BRIGADE

FOR SPECIALIST ADVICE IN AN EMERGENCY ONLY
CALL 1800 039 008
ALL HOURS AUSTRALIA WIDE

AxiChem
Pty Ltd

AXICHEM PTY LTD

A.B.N 35 131 628 594

18 CONQUEST WAY, WANGARA WA 6065

PHONE: 08 9302 4666 www.axichem.com.au

AxiChem

NOTICE (NSW) ONLY

With the exception of regrowth less than five years old and under 3 metres tall, the clearing of more than five hectares of trees by aerial, ground or spot-gun application in NSW is prohibited, unless specifically authorised by permit. This restriction does not apply to woody weeds and stem injection of trees.

Directions for Use:

Application technique: By Ground and Aerial Equipment

Crop and Situation	Weeds Controlled	State	Rate/Ha	Critical Comments
<i>Pinus radiata</i> PRE-PLANTING Site preparation on pasture sites Native woodland, heath and second rotation sites -long term control	Annuals: Clovers (<i>Trifolium</i> spp), Flatweeds (<i>Hypochaeris</i> spp), Ryegrass (<i>Lolium rigidum</i>)	Qld, NSW, ACT, Vic, Tas and WA only	7L	All Pre-Planting Situations: Apply from March to July. Plant pines when yellowing of sprayed area becomes visible. Avoid machine planting to ensure good residual activity of the product.
	Perennials: Dandelion (<i>Hypochaeris glabra</i>) Kangaroo Grass (<i>Themeda australis</i>) Serrated Tussock (<i>Nassella trichotoma</i>), Wallaby Grass (<i>Danthonia</i> spp)		11-15L	
	Woody Weeds and Difficult To Kill Weeds: Bracken (<i>Pteridium esculentum</i>), Cassinia (common) (<i>Cassinia aculeata</i>), Hop Goodenia (<i>Goodenia ovata</i>), Silver Wattle (<i>Acacia dealbata</i>), Sunshine Acacia (<i>Acacia botrycephala</i>), Varnish Acacia (<i>Acacia verniciiflua</i>)		15L	
<i>Pinus radiata</i> POST-PLANTING Tree release application on pasture sites Native woodland, heath and second rotation sites -long term control	Annual and Perennial Weeds: As listed above in the Site Preparation Section of this Directions for Use Table.		11-15L	All Post-Planting Situations: Apply from July to September. Wait approximately ONE month after transplanting young pines before spraying. DO NOT apply surfactant/wetting agent when spraying over <i>Pinus radiata</i> .
	Woody Weeds and Difficult To Kill Weeds: As listed above in the Site Preparation Section of this Directions for Use Table.		15L	
<i>Pinus radiata</i> POST-PLANTING Tree Release Application on Loamy Sands and Sandy Soils	Annual Ryegrass (<i>Lolium rigidum</i>), Sorrel (<i>Rumex acetosella</i>), Yorkshire Fog (<i>Holcus lanatus</i>)	SA only	10L	Apply from August to September. Wait for approximately TWO months after transplanting young pines before spraying. DO NOT apply surfactant/wetting agent when spraying over <i>Pinus radiata</i> .

Crop and Situation	Weeds Controlled	State	Rate/Ha	Critical Comments
POST-PLANTING Tree Release	Annual and Perennial Weeds: As listed above in the Site Preparation Section of this Directions for Use Table	NSW, ACT, Vic, Tas, SA and WA only	6L plus 8L Flowable Atrazine or 5kg Atrazine Wettable Powder	To ensure reliable results, avoid applying to <i>Pinus radiata</i> affected by stress, caused by waterlogging, drought etc. Avoid applying on shale soils and exposed subsoils. DO NOT apply surfactant/wetting agent when spraying over <i>Pinus radiata</i> . Apply from July to September. Wait approximately TWO months after transplanting young pines before spraying.

FORESTRY SPOTGUN¹

SITUATION/ CROP	WEEDS CONTROLLED	STATE	RATE/ha	CRITICAL COMMENTS
Post-planting Tree Release application pasture sites and Native Woodland, heath and second rotation sites	Annals Brome Grass, Capeweed, Chickweed, Clovers, Flatweeds, Rye Grasses	Qld, NSW, ACT, Vic, Tas, WA only	6 to 12mL of spray solution/ pine	Mix 1kg of AC Tressel 250 SL Herbicide with 30L of water and apply amount shown/pine. Use the higher rates of AC Tressel 250 SL Herbicide when
	HARD TO KILL PERENNIALS Dandelion, Docks, Paspalum, Ribwort/Plantain, Serrated Tussocks, Snow Grass, Sorrel, Wallaby Grass, Yorkshire Fog Grass, Kangaroo Grass (Suppression only).		10 to 12mL of spray solution/ pine	<ul style="list-style-type: none"> weed pressure is heavy grasses are a major problem for longer term weed control and greater pine growth responses. Hold Forestry Shotgun (fitted with 120° solid cone nozzle) over the pine (slightly off centre to the central leader) with the nozzle tip 50cm above the ground when making the application. Apply to 1 to 4 months after pines have been transplanted into plantation.

**NOT TO BE USED FOR ANY PURPOSE, OR IN ANY MANNER, CONTRARY TO THIS LABEL UNLESS
AUTHORISED UNDER APPROPRIATE LEGISLATION.**

GENERAL INSTRUCTIONS: FOR *PINUS RADIATA* FORRESTRY SITUATIONS ONLY

USE OF SURFACTANT/WETTING AGENTS

DO NOT add a surfactant/wetting agent when applying by ground or air over *Pinus radiata* trees. Use a surfactant/wetting agent for directed foliar applications to unwanted species. Add surfactant/wetting agent where appropriate at the rate of 250-500mL/100L of non-ionic surfactant containing 100% active constituent. Adjust rates according to the active constituent level in the product.

SAFETY TO *PINUS RADIATA* PLANTATIONS:

Young pines may be killed or injured if post planting sprays are carried out in situations where:

1. The soils is gravel/rocky and subsoils exposed.
2. The young pines are under stress due to some environmental factor, such as drought, moisture stress or waterlogging.
3. Soils that are poorly drained.

SPRAY TANK PREPARATION:

With the agitator engaged:

1. Partially fill the tank with water.
2. Add correct amount of product for the area to be sprayed.
3. Top up the tank with water.

Strainer and nozzle screens of 50 mesh or coarser should be used and the agitator kept running while spraying.

APPLICATION EQUIPMENT:

Ground Application: Use 100-400L per sprayed hectare. The denser the target species, the higher the water volume. Ensure spray overlap occurs above target weeds to prevent strips of uncontrolled weeds occurring.

Hand Held Equipment Application: Use 2000-4000L per sprayed hectare.

Aerial Application: Use a minimum of 5L water for each litre of product recommended in the Directions for Use Table.

SPRAYER CLEANUP:

After use, clean all spray equipment by thoroughly washing with water in order to avoid corrosion to tanks, lines and nozzles. Aircraft used in application should be thoroughly washed with particular attention to wheels and landing gear.

Ensure drainage of water, used in clean up operation is discharged to areas that will not cause damage to desirable species either by direct contact or root uptake via seepage into soil.

DIRECTIONS FOR USE

NON-FORRESTRY APPLICATIONS: SPOTGUN TO INDIVIDUAL BUSH/TREE

Situation/ Crop	Weeds Controlled	State	Rate	Critical Comments
Commercial and Industrial Areas, Rights of Way, around Agricultural Buildings and Pasture Situations	Acacia spp such as Brigalow (<i>A. harpophylla</i>)	Qld, NSW and ACT only	2mL/spot – 1 spot for each metre in height	Seedlings/bushes/trees up to 5 m tall. For suckers use the rate as if seedlings/ bushes/ trees 5m tall ie 5 x 2mL spots. Blackwood (<i>A. melanoxylon</i>) and Prickly Mimosa (<i>A. verticillata</i>) are not controlled at the recommended use rate.
	Silver Wattle (<i>A. dealbata</i>)	All States		
	Currawong/Hickory (White wood) (<i>A. doratoxylon</i>)	Qld, NSW, ACT, Vic, WA only		
	Prickly Acacia (<i>Acacia nilotica</i>)	Qld, NSW and ACT only	4mL/spot – 1 spot for each metre in height	Seedlings/bushes/trees up to 5 m tall. Apply between October and March for best results.

Situation/ Crop	Weeds Controlled	State	Rate	Critical Comments
Commercial and Industrial Areas, Rights of Way, around Agricultural Buildings and Pasture Situations continued	<i>Eucalyptus</i> spp. such as Poplar Box/Bimble Box (<i>E. populenea</i>)	Qld, NSW and ACT only	2mL/spot – 1 spot for each bush/tree	Bushes/trees up to 1m tall**
	Cresswick Apple Box (Scent Bark) (<i>E. aromaphloia</i>), Grey Box/Gum-topped Box (<i>E. moluccana</i>), Longleaf Box (<i>E. goniocalys</i>), White Box (<i>E. albens</i>)	NSW, ACT and Vic only	4mL/spot – 1 spot for each bush/tree	Bushes/trees 1 to 3m tall.**
	Coolibah (<i>E. microtheca</i>)	NSW, ACT, Qld, WA, SA only	4mL/spot – 2 spots for each bush/tree	Bushes/trees 3 to 7m tall suckers.**
	Dawson Gum (<i>E. cambageana</i>)	Qld only		
	Mountain Grey Gum/Monkey Gum (<i>E. cypellocarpa</i>)	NSW, ACT, Vic, SA only		
	Blakely's Red Gum (<i>E. blakelyi</i>)	NSW, ACT, Vic only		
	Red Ironbark/Mugga (<i>E. sideroxylon</i>)	NSW, Qld, ACT, Vic only		
	Congo Mallee (<i>E. Dumosa</i>) Yorrell (White Mallee) (<i>E. glauca</i>), Pointed Mallee (Red Mallee) <i>E. socialis</i>)	NSW, ACT, Vic, SA only		
	Broadleaf Peppermint (<i>E. dives</i>), Narrow leaf Peppermint (<i>E. radiata</i>)	NSW, ACT, Vic only		
	Brown Stringybark (<i>E. baxteri</i>)	Vic, SA only		
	Messmate Stringybark (<i>E. obliqua</i>), Red Stringybark (<i>E. macrorhyncha</i>)	NSW, ACT, Vic, SA only		
	White Stringybark (<i>E. globoidea</i>)	NSW, ACT, Vic only		
	Bitterbark/Quinine Tree (<i>Alstonia constricta</i>)	NSW, ACT, Qld only	2mL/spot – 1 spot for each metre in height	Bushes/trees 3m tall.
	White Cypress Pine (<i>Callitris columellaris</i>)	All States		
	Monterey Cypress (<i>Cupressus macrocarpa</i>)	Vic only		
	Dogwood/Common Cassinia/ Dolly Bush (<i>Cassinia aculeata</i>)	NSW, ACT, Vic, SA, Tas only		
	False Sandalwood/Budda (<i>Eremophila mitchelli</i>)	Qld, NSW, ACT only		
	Whitewood (<i>Atalaya hemiglauc</i>)	Qld, NSW, ACT, SA, WA only		
	Broadleaf Teatree (<i>Melaleuca viridiflora</i>)	NSW, ACT, Qld only		

Situation/ Crop	Weeds Controlled	State	Rate	Critical Comments
Commercial and Industrial Areas, Rights of Way, around Agricultural Buildings and Pasture Situations continued	African Boxthorn (<i>Lycium ferocissimum</i>)	All States	4mL/spot – 1 spot for each metre in height	Bushes/trees up to 3 m tall. **
	Yellow Wood (<i>Terminalia oblongata</i>)	Qld only		
	Tree-Of-Heaven (<i>Ailanthus altissima</i>)	NSW, ACT, Vic, WA only		
	Sweet Briar (<i>Rosa rubiginosa</i>)	NSW, ACT, Vic, Tas only		Bushes/trees up to 3 m tall. ** Deep rooted bushes may require re-treatment if at two years they are still partially green. Place spot near base of plant.**
	Parkinsonia (<i>Parkinsonia aculeata</i>)	NSW, Qld, ACT, WA only	4mL/spot- 1 spot for each bush (tree)	Bushes/trees up to 5m tall.**
	Rubber vine (<i>Cryptostegia grandiflora</i>)	Qld only	2mL/spot – 3 spots for each bush (tree)	Bushes/trees up to 2m tall. Deep rooted bushes may require re-treatment if at two years they are still partially green. Place spot near base of plant.**
	Blackberry (<i>Rubus</i> spp.)	All States	4mL/spot for each bush	Single crowned bushes up to 1m tall. Apply near base of crown. ** Tas only: DO NOT apply to bushes which bear mature or near mature fruit.
	Lime bush (<i>Eremocitrus glauca</i>)	Qld only	2mL/spot – 2 spots for each bush	Bushes up to 3m high.

**** See General Instructions page – for on-surface nozzle or spear attachment recommendations.**

NON FORESTRY APPLICATIONS - STEM INJECTION

Situation	Weeds Controlled	State	Rate/Ha	Critical Comments
Around Agricultural Buildings and in Pasture Situations	<i>Eucalyptus</i> spp. such as Red Bloodwood (<i>E. dichromophloia</i>)	Qld only	1mL/cut	15cm centre to centre cut.
	Creswick Apple Box (Scent Bark) (<i>E. aromaphloia</i>), Grey Box/ Gum Topped Box (<i>E. moluccana</i>), White Box (<i>E. albens</i>)	NSW, ACT, Vic only	or	
	Coolibah (<i>E. microtheca</i>)	NSW, ACT, Qld, WA, SA only	2mL/cut	30cm centre to centre cut. Apply cuts to waist height. Regardless of bush/tree size apply a minimum of 2mL for each bush/tree.
	Blakely's Red Gum (<i>E. blakelyi</i>)	NSW, ACT, Vic only		
	Red Iron Bark/Mugga (<i>E. sideroxylon</i>)	Qld, NSW, ACT, Vic only		
	Red Stringybark (<i>E. macrorhyncha</i>)	NSW, ACT, Vic, SA only		For Grey Box/Gum Topped Box use the narrow spacing ie. 15cm.
	Morton Bay Ash (<i>E. tessellaris</i>)	NSW, ACT, Qld only		
	Brown Box (<i>E. macrocarpa</i>), Ironbark (Silverleaf) (<i>E. melanopholia</i>), Poplar Box/ Bimble Box (<i>E. populenea</i>)	NSW, ACT, Qld only	0.5mL/cut or 1.0mL/cut	15cm centre to centre cut. 30cm centre to centre cut. Regardless of bush/tree size apply a minimum of 1mL for each bush/tree.

**** See General Instructions page – for on-surface nozzle or spear attachment recommendations.**

NON-FORRESTRY APPLICATIONS – SPOTGUN ON GRID PATTERN

Situation/ Crop	Weeds Controlled	State	Rate	Critical Comments
Around Agricultural Buildings and Pasture Situations	Acacia spp such as Brigalow (<i>A. harpophylla</i>)	Qld, NSW and ACT only	1mL/spot	Seedlings or single stemmed trees up to 1m tall.**
	Silver Wattle (<i>A. dealbata</i>)	All States	4mL/spot	Bushes/trees 1 to 4m tall or suckers.** Blackwood (<i>A. melanoxylon</i>) and Prickly Mimosa (<i>A. verticillata</i>) are not controlled at the recommended use rates.
	Currawong/Hickory (White wood) (<i>A. doratoxylon</i>)	Qld, NSW, ACT, Vic, WA only		

Situation/ Crop	Weeds Controlled	State	Rate	Critical Comments
Around Agricultural Buildings and Pasture Situations continued	<i>Eucalyptus</i> spp. such as Poplar Box/ Bimble Box (<i>E. populenea</i>)	Qld, NSW, ACT only	1mL/spot 4mL/spot	Bushes/trees up to 1m tall** Bushes/trees 1 to 7m tall or suckers.**
	Cresswick Apple Box (Scent Bark) (<i>E. aromapholia</i>), Grey Box/Gum-topped Box (<i>E. moluccana</i>), Longleaf Box (<i>E. goniocalys</i>), White Box (<i>E. albens</i>)	NSW, ACT and Vic only		
	Coolibah (<i>E. microtheca</i>)	NSW, ACT, Qld, WA, SA only		
	Dawson Gum (<i>E. cambageana</i>)	Qld only		
	Mountain Grey Gum/Monkey Gum (<i>E. cypellocarpa</i>)	NSW, ACT, Vic, SA only		
	Blakely's Red Gum (<i>E. blakelyi</i>)	NSW, ACT, Vic only		
	Red Ironbark/Mugga (<i>E. sideroxylon</i>)	NSW, Qld, ACT, Vic only		
	Congo Mallee (<i>E. Dumosa</i>), Yorrell (White Mallee) (<i>E. glauca</i>), Painted Mallee (Red Mallee) (<i>E. socialis</i>)	NSW, ACT, Vic, SA only		
	Broadleaf Peppermint (<i>E. dives</i>), Narrow leaf Peppermint (<i>E. radiata</i>)	NSW, ACT, Vic only		
	Brown Stringybark (<i>E. baxteri</i>)	Vic, SA only		
	Messmate Stringybark (<i>E. obliqua</i>), Red Stringybark (<i>E. macrorhyncha</i>)	NSW, ACT, Vic, SA only		
	White Stringybark (<i>E. globoidea</i>)	NSW, ACT, Vic only		
	Bitterbark/Quinine Tree (<i>Alstonia constricta</i>)	NSW, ACT, Qld only		
	White Cypress Pine (<i>Callitris columellaris</i>)	All States		
	Monterey Cypress (<i>Cupressus macrocarpa</i>)	Vic only		
	Dogwood/Common Cessinia/ Dolly Bush (<i>Cassinia aculeata</i>)	NSW, ACT, Vic, SA, Tas only		
	False Sandalwood/Budda (<i>Eremophila mitchelli</i>)	Qld, NSW, ACT only		
	Whitewood (<i>Atalaya hemiglauc</i>)	Qld, NSW, ACT, SA, WA only		
	African Boxthorn (<i>Lycium ferocissimum</i>)	All States		
	Yellow Wood (<i>Terminalia oblongata</i>)	Qld only		

Situation/ Crop	Weeds Controlled	State	Rate	Critical Comments
Around Agricultural Buildings and Pasture Situations continued	Rubber vine (<i>Cryptostegia grandiflora</i>)	Qld only	1mL/spot 4mL/spot	Bushes/trees up to 1m tall.** Bushes/trees 1 to 2m tall. Deep rooted bushes may require re-treatment if at two years they are still partially green.
	Tree-Of-Heaven (<i>Ailanthus altissima</i>)	NSW, ACT, Vic, WA only	2mL/spot	Bushes/trees up to 3m tall.** Apply spots on a 1 x 1m grid pattern.**
	Parkinsonia (<i>Parkinsonia aculata</i>)	NSW, Qld, ACT, WA only	1mL/spot 4mL/spot	Bushes/trees up to 1m tall.** Bushes/trees 1 to 5m tall.**
	Broadleaf Teatree (<i>Melaleuca viridiflora</i>)	Qld only	2mL/spot	Bushes/trees 1 to 3m tall.** Apply spots on a 2 x 2m grid pattern.**

**** See General Instructions page – for on-surface nozzle or spear attachment recommendations.**

NON-FORRESTRY APPLICATIONS - GROUND APPLICATION

Situation	Weeds Controlled	State	Rate/Ha	Critical Comments
Commercial and Industrial Areas, Rights of Way, around Agricultural Buildings and Pasture Situations	Annual Weeds: Summer Grass, Barnyard Grass, Love Grass Green Amaranth, Asthma Plant, Common Sida, Common Sowthistle, Wild Oats, Soft Brome, Great Brome, Medics, Fleabanes, Paterson's Curse (Salvation Jane), Blackberry Nightshade.	All States	13-18L	Use the higher rates on heavy soils and soils high in organic matter or carbon; on light soils where rainfall is heavy or on dense established stands of hard to kill species such as Paspalum, Couch Grass (<i>Cynodon dactylon</i>), Nut Grass and Kikuyu.
	Perennial Weeds: Docks, Creeping Buttercup, Ribwort (Plantain), Couch Grass (<i>Cynodon dactylon</i>), Paspalum, Nutgrass, Kikuyu, Artichoke Thistle, Rhodes Grass, Chicory, Flatweeds.	Qld, NSW, ACT, WA only	18-54L	
		Vic, SA, Tas only	22 to 43L	
	<i>Parthenium hysterophorus</i> Large areas	Qld, NSW only	Large 3.5L	
	Small Areas		Small 7mL/10L/20m ²	
	Spiny Rush (<i>Juncus acutus</i>)	Vic only	360 - 540mL/ 100L of water.	Gives complete eradication of mature plants only. Seedling plants should be controlled for up to 6 months.

**NOT TO BE USED FOR ANY PURPOSE, OR IN ANY MANNER, CONTRARY TO THIS LABEL UNLESS
AUTHORISED UNDER APPROPRIATE LEGISLATION.**

GENERAL INSTRUCTIONS

This product is both foliar and root absorbed and will give residual soil activity. For best foliar and residual control, apply during periods of active plant growth. Application when vegetation is dormant, semi-dormant, under moisture stress or during winter months may not be as effective. In temperate winter rainfall areas where temperatures are generally below 25°C during periods of active growth, overall effect may be slower to appear. For best control of perennials, apply during the months of spring in these areas. In WA and SA apply only during April-August when adequate rainfall is expected. Sufficient moisture is required after treatment to promote root absorption by the weed species. DO NOT apply AC Tressel 250 SL Herbicide during periods of intense rainfall or under conditions which will cause drift of movement to non-target areas (ie wind speeds exceeding 30kph for ground application or 20kph for aerial application). On slopes of 20% to 30% apply AC Tressel 250 SL Herbicide by strip, spot or stem injection applications only. ON slopes greater than 30% apply by spot or stem injection application only. The L/ha rates in the DIRECTIONS FOR USE Tables refer to SPRAYED hectare. Visible symptoms and degree of effectiveness will vary with temperature, soil types, rainfall, soil moisture and stress level of plants.

RESISTANT WEEDS WARNING

GROUP	C	HERBICIDE
-------	---	-----------

AC Tressel 250 SL Herbicide is a member of the Triazinones group of herbicides. AC Tressel 250 SL Herbicide has the inhibitors of photosynthesis at photosystem II mode of action. For weed resistance management AC Tressel 250 SL Herbicide is a group "C" herbicide.

Some naturally occurring weed biotypes resistant to AC Tressel 250 SL Herbicide and Group C herbicides may exist through normal genetic variability in any weed population. The resistant individuals can eventually dominate the weed population if these herbicides are used repeatedly. These resistant weeds will not be controlled by AC Tressel 250 SL Herbicide or other group "C" herbicides.

Since the occurrence of resistant weeds is difficult to detect prior to use, Axichem Pty Limited accepts no liability for any losses that may result from the failure of AC Tressel 250 SL Herbicide to control resistant weeds.

SPOTGUN APPLICATIONS

a) To the Soil

For trees greater than 5 m tall, consider the stem injection technique as it requires less product.

For best results on sucker regrowth use the rate recommended for the tallest bushes (trees) listed in the Directions for Use tables, as suckers grow from the roots of previous trees with large food reserves.

Use the spear attachment for the SPOTGUN when treating brush or timber on sloping ground. Apply on the uphill side of the slope to a depth of 2 to 3 cm.

Avoid application onto ash in recently burnt areas as this may reduce the treatment's effectiveness.

The product can be applied through the SPOTGUN at any time of the year; but results may be slow to appear if application is made to dry soil. For optimum results the following conditions are required:-

- Moist soil at application, or sufficient rainfall after treatment to promote root absorption by the target bush or trees.
- Active plant growth.

Either the on-surface nozzle or spear attachment of the SPOTGUN may be used. When using the on-surface nozzle apply the product onto bare soil. In areas where there is pasture growth or leaf litter covering the soil surface, best results are obtained using the SPOTGUN with its spear attachment.

Use the spear attachment for the SPOTGUN when treating brush or timber on sloping ground. Apply on the uphill side of the slope to a depth of 2 to 3 cm. Small patches of pasture with its roots extending under the applied spot will also be controlled. Pasture will re-establish itself in affected areas, normally within 12 to 24 months of application.

Individual Brush/Tree

All spots to be placed between the base and the dripline unless otherwise specified. Where only two spots are applied per plant, place spots on either side of the plant. Where applicable, apply multiple spots each evenly spaced around the plant.

Grid Pattern Application

Unless otherwise indicated;

Bushes/trees up to 1 m tall.

- i) when the target plant density is less than 10,000/ha (ie. Plants more than 1 m apart), treat on an individual stem basis.
- ii) when target plant density is 10,000/ha and greater (ie. Plants 1 m or less apart), treat using the 1 x 1 m grid pattern technique.

Bushes (trees) 1 to 7 m tall or suckers.

- i) when target plant density is less than 2,500/ha (ie. plants more than 2 m apart), treat on an individual stem basis.
- ii) when target plant density is 2,500/ha and greater (ie. plants 2 m or less apart), treat using the 2 x 2 m grid pattern technique.

b) Stem Injection Application

For multi-stemmed trees, treat each stem as an individual tree.

Bushes (trees) up to 5 m tall. 1 cut/bush (tree) at waist height.

Trees 5 to 18 m tall. 30 cm centre to centre cut spacing around the circumference at waist height.

The Stem Injection technique requires less product than SPOTGUN applications to the soil for Eucalypts greater than 5 m tall. The product can be stem injected at any time of the year, but for best results treatment should be at a time of good sap flow. Avoid periods of drought stress. It is recommended that the injection cuts be made at a comfortable height – ie. waist height. Use a narrow bladed axe (5 to 7 cm wide blade) to make the cuts. A suitable Tree injector should be used to place the product into the cut. It is important that the axe cuts be made to the correct depth – this is down into the sap stream. Ensure the cuts are deep enough to properly penetrate the bark – the thickness of the bark varies from one species to another. Ensure that the product is injected into the cut within 5 seconds of the cut being made. This ensures its proper absorption into the sap stream. Failure to do this may result in unsatisfactory control.

FOLIAR SPRAY APPLICATIONS

Use sufficient water for thorough uniform coverage. For best foliar and residual control, apply as a post-emergent spray during the period of active plant growth and when the air temperature are 25°C and above. Applications when vegetation is dormant, semi-dormant, under moisture stress or during the winter months may not be as effective. In temperate winter rainfall areas where temperatures are generally below 25°C during the period of active plant growth, the foliar effect may be slow to appear. In these areas herbicide activity is more dependent on root absorption. For residual control, sufficient rainfall is required after treatment to promote root absorption by the weeds. Results obtained may vary with the amount of chemical applied, rainfall, air temperature, soil type and other conditions. All use rates of the product are expressed as overall rates. For band treatment use proportionately less, ie. use one-third the overall rate when treating one-third of the area.

EQUIPMENT AND APPLICATION

a) SPOTGUN and Stem Injection

- i) Applications to the soil – the product is to be applied using a SPOTGUN.
- ii) Stem Injection – the product is to be applied using a suitable tree injector.

b) Foliar Spray Applications

AC Tressel 250 SL Herbicide is a water miscible liquid formulation. The product is mixed with water and applied at recommended rates with ground equipment. Partially fill the spray tank with water and add the correct amount of the

product for the area to be sprayed with the agitation system engaged. Top up to correct volume with water, and for best results keep the spray solution agitated whilst spraying. To prevent nozzle blockage, strainer and nozzle screens should be 50 mesh or coarser.

Ground Application: Apply in 100-400L per sprayed hectare with a properly calibrated boom or 2000-4000L per sprayed hectare with hand spray equipment.

USE OF SURFACTANTS/WETTING AGENTS

Use a surfactant/wetting agent for foliar spray applications only, by ground equipment. A non-ionic surfactant/wetting agent may be added at the rate of 250-500mL/100L or spray (for a surfactant containing 100% active constituent) for improved wetting.

PROTECTION OF CROPS, NATIVE AND NON-TARGET PLANTS

a) All Application Methods

THE PRODUCT MAY KILL MANY TREES AND OTHER DESIRABLE PLANTS IF NOT CORRECTLY APPLIED. See also specific items listed for each use method. DO NOT apply on or near desirable trees or other plants (except as recommended for crop use), or on areas where their roots may extend, as guidance this is two times their height or more depending on the species and other conditions. DO NOT apply in areas where a surface flow of water could wash the chemical into areas where the roots or desirable trees or plants may extend. DO NOT drain or flush spray equipment, SPOTGUN or Stem injector near desirable trees or in areas where their roots may extend.

b) Foliar Spray Applications

DO NOT apply under weather conditions or from spraying equipment that may cause spray drift onto nearby susceptible plants/crops, cropping lands or pastures. DO NOT use on lawns, walkways, driveways or tennis courts.

PROTECTION OF LIVESTOCK

a) SPOTGUN and Stem Injection Applications - Stock do not need to be moved away from SPOTGUN and Stem Injection treated areas.

b) Foliar Spray Applications - Keep stock away from sprayed areas.

PROTECTION OF WILDLIFE, FISH, CRUSTACEANS AND ENVIRONMENT

DO NOT contaminate streams, rivers or waterways with the chemical or the used containers.

STORAGE AND DISPOSAL

Store in the closed, original container in a cool, well ventilated area. DO NOT store for prolonged periods in direct sunlight. DO NOT use or store at temperatures of 0°C, or below, as the product will freeze. Flammable, keep away from heat, sparks and naked flame. Keep from contact with fertilisers, insecticides, fungicides and seeds. DO NOT reuse container. Triple or preferably pressure rinse containers before disposal. Add rinsings to spray tank. DO NOT dispose of undiluted chemicals on site. If recycling, replace cap and return clean containers to recycler or designated collection point. If not recycling, break, crush, or puncture and deliver empty packaging for appropriate disposal to an approved waste management facility. If an approved waste management facility is not available, bury the empty packaging 500 mm below the surface in a disposal pit specifically marked and set up for this purpose clear of waterways, desirable vegetation and tree roots, in compliance with relevant Local, State or Territory government regulations. DO NOT burn empty containers or product.

For refillable containers, empty contents fully into application equipment. Close all valves and return to point of supply for refill or storage.

SAFETY DIRECTIONS

Will irritate the eyes and skin. Avoid contact with the eyes and skin. DO NOT inhale spray mist. When opening the container, preparing the spray and using the prepared spray, wear elbow length PVC gloves and face shield or goggles. If product on skin, immediately wash the area with soap and water. After use and before eating, drinking or smoking, wash hands, arms and face thoroughly with soap and water. After each day's use wash contaminated clothing, gloves and face shield or goggles.




FIRST AID

If poisoning occurs contact a Doctor or Poisons Information Centre (Telephone Australia 13 11 26). If in eyes, hold eyes open, flood with water for at least 15 minutes and see a Doctor.

SAFETY DATA SHEET

For further information, refer to the Safety Data Sheet which is available from the supplier.

LABEL ELEMENTS

GHS Label Elements	  
SIGNAL WORD	WARNING
Hazard Statement(s)	
H226	Flammable liquid and vapour.
H302	Harmful if swallowed.
H315	Causes skin irritation.
H319	Causes serious eye irritation.
H410	Very toxic to aquatic life with long lasting effects.
Precautionary statement(s) Prevention	
P210	Keep away from heat/sparks/open flames/hot surfaces – No smoking.
P233	Keep container tightly closed.
P240	Ground/bond container and receiving equipment.
P241	Use explosion-proof electrical/ventilating/lighting/intrinsically safe equipment.
P242	Use only non-sparking tools
P243	Take precautionary measures against static discharge.
P270	Do not eat, drink or smoke when using this product.
P273	Avoid release to the environment.
P280	Wear protective gloves/protective clothing/eye protection/face protection.
Precautionary statement(s) Response	
P362	Take off contaminated clothing and wash before reuse.
P370+P378	In case of fire: Use alcohol resistant foam or normal protein foam for extinction.

P305+P351+P338	IF IN EYES: Rinse cautiously with water for several minutes. Remove contact lenses, if present and easy to do. Continue rinsing.
P337+P313	If eye irritation persists: Get medical advice/attention.
P391	Collect spillage.
P301+P312	IF SWALLOWED: Call a POISON CENTRE or Doctor/Physician if you feel unwell.
P302+P352	IF ON SKIN: Wash with plenty of soap and water.
P303+P361+P353	IF ON SKIN (or hair): Remove/Take off immediately all contaminated clothing. Rinse skin with water/shower.
P330	Rinse mouth.
P332+P313	If skin irritation occurs: Get medical advice/attention.

Precautionary statement(s) Storage

P403+P235	Store in a well-ventilated place. Keep cool.
------------------	--

Precautionary statement(s) Disposal

P501	Dispose of contents/container in accordance with local regulations.
-------------	---

Limit of Warranty and Liability

Axichem Pty Ltd warrants that this material conforms to the chemical description on the label. As the use of product sold is beyond the control of Axichem Pty Ltd, no responsibility whatsoever for any consequences is accepted in respect of this product, save those non-excludable conditions implied by any State and Federal legislation or law of a Territory. Not for repacking or reformulations. No licence under any non-Australian patent is granted or implied by purchase of this container.

AxiChem

AxiChem